

Sectional Mat Lifter

Electrically Operated Mat Lifter for Sectional Wrestling Mats

DRAPER

Specifications—Sectional Mat Lifter

_____mat lifters shall be model #502069 by Draper, Inc., Spiceland, Indiana. Mat lifter construction shall consist of a 10' I-beam frame, with all drive and lifting mechanism enclosed in a sheet metal housing. Unit shall be a two cable system to assure balanced operation. Cables shall be attached to the i-beam frame and attach to the load bar, which shall be connected to fabric sling. Standard lifter, load bar, and sling shall be capable of supporting three 15' x 45' wrestling mats (weighing approximately 1 lb./sq. ft.) in pyramid arrangement.

Each unit shall consist of a highly efficient hollow bored helical gear direct drive (2" diameter) solid key shaft to an instantly reversing 1.5 HP motor, operating with 208/230/460 volts in 3-phase, including a 15 lb fast action brake. Lifting and lowering speed shall be approximately 10 feet per minute. System shall have a custom integrated motion alarm which automatically sounds when system is in motion for safety.

Lifting drums shall be 4" diameter directly coupled to a 2" x 10' long solid keyed shaft. Two steel lift cables shall be 5/16" x 35' aircraft cable 7x19. Cables shall be rated at 1960 lbs. each at a 5-to-1 safety factor. System shall include an emergency lowering manual override brake, in case of power outage.

14' Load bar shall be connected to 22oz vinyl/polyester super sling able to accommodate up to a 40" diameter mat, with heavy duty straps and fasteners. Standard sling color is black; other colors are available by special request. For safety purposes, sling capacity shall govern the lift capacity of the system. Motors, drive assembly, and all control mechanisms shall be encased in a fire proof safety cover. Warranty shall be 5 years.

Movement control shall be prewired with a furnished electrical key switch wired to an intrinsically safe 24 volt power system with automatic off return and raise/lower legend plate.

Wiring and conduit from hoist to key switch and electrical hook-up of unit by others. Approximate unit weight shall be 950 lb. (not including mat).

Structural support members and wall connections by others to meet building and unit

For traveling mat lifter, see separate Traveling Mat Lifters Submittal.

Please provide the following information concerning Mounting Structural Support.

Length: _____ **Elevation:** _____

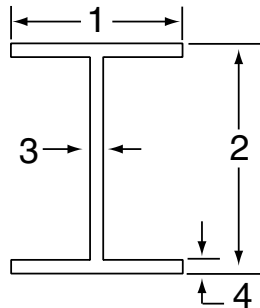
Type: Steel Other _____

1 (Width): _____

2 (Height): _____

3 (Web): _____

4 (Flange): _____

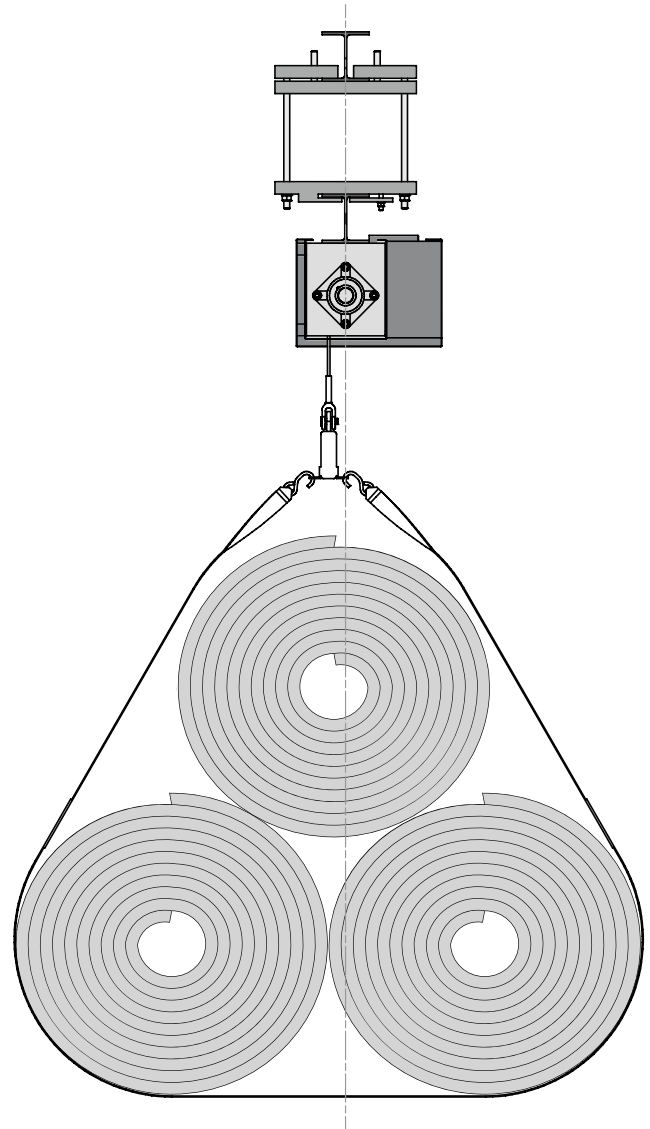


Select Motor Options:

208v AC—3-Phase

230v AC—3-Phase

460v AC—3-Phase



DRAPER

411 S. Pearl St., Spiceland, IN 47385 USA ■ 765-987-7999
www.draperinc.com ■ fax 765-987-7142

Copyright © 2016 Draper Inc. Form Sectional_MatLifter_502069_Sub16 Printed in U.S.A.

PROJECT: _____

ARCHITECT: _____

CONTRACTOR: _____

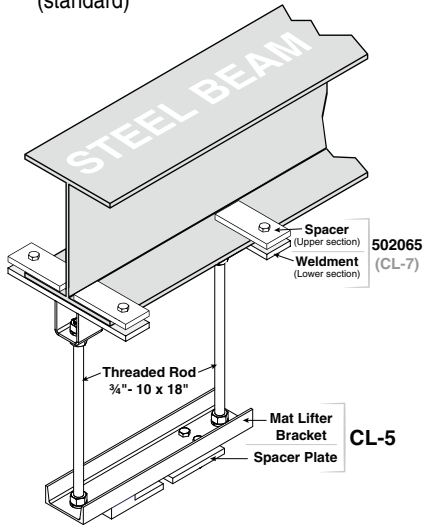
SUPPLIER: _____

DATE: _____ REVISED: _____

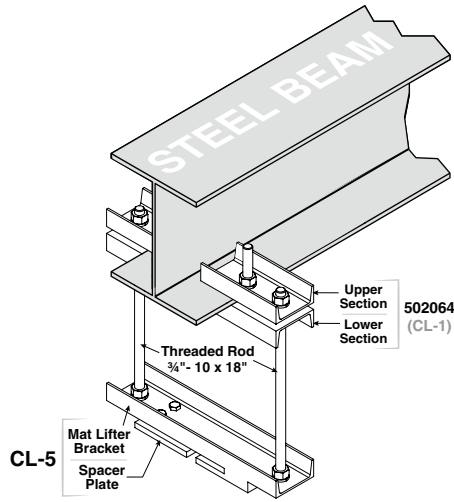
Mounting Options:

Beam Mount

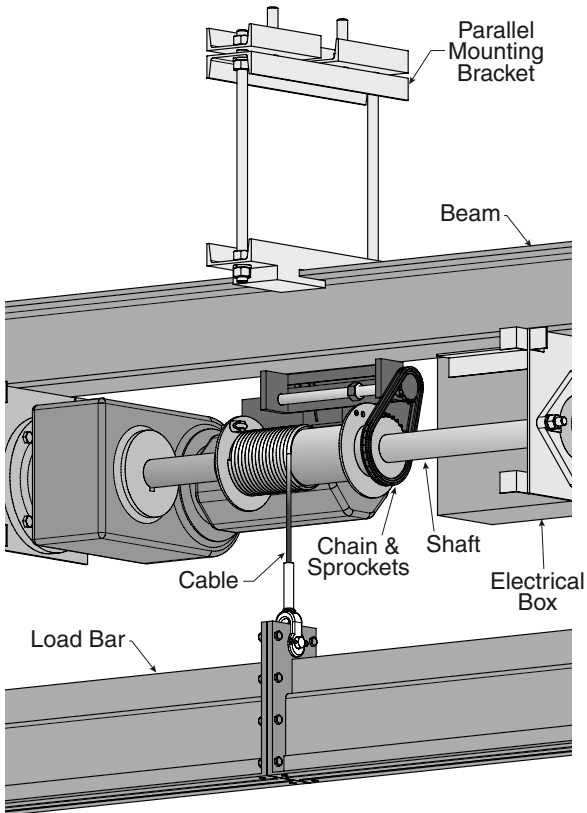
- Perpendicular to structural support beams (standard)



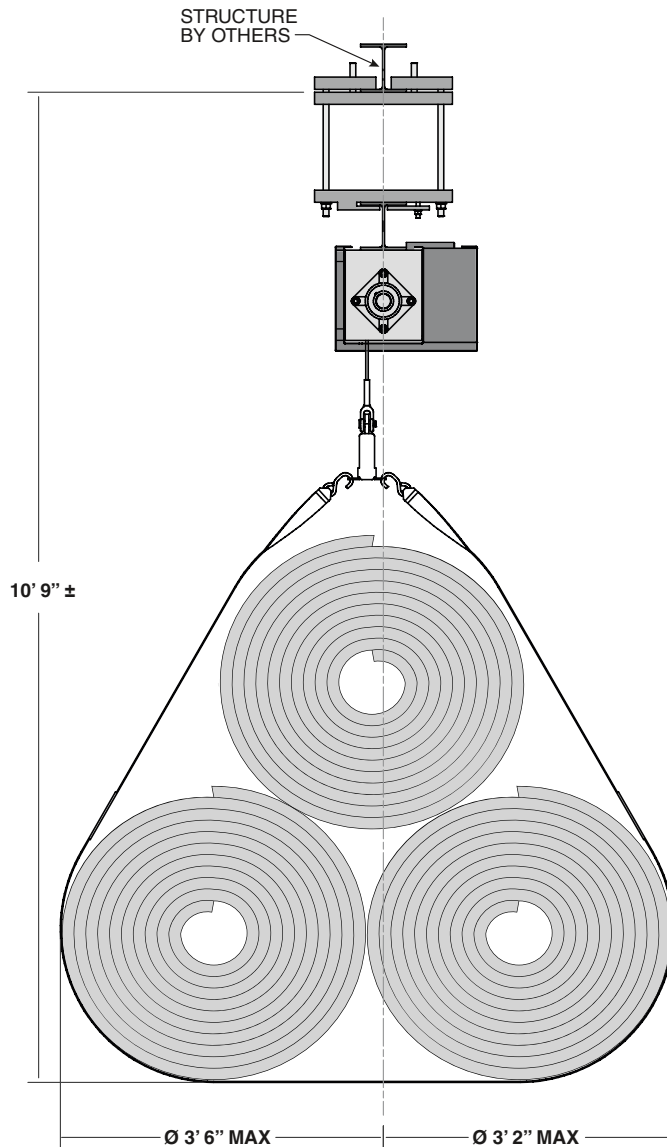
- Parallel to structural support beams (requires optional 502064 Beam Clamp Kit)



Mounting Bracket to Lift Attachment Detail (Parallel Beam Mount Shown)

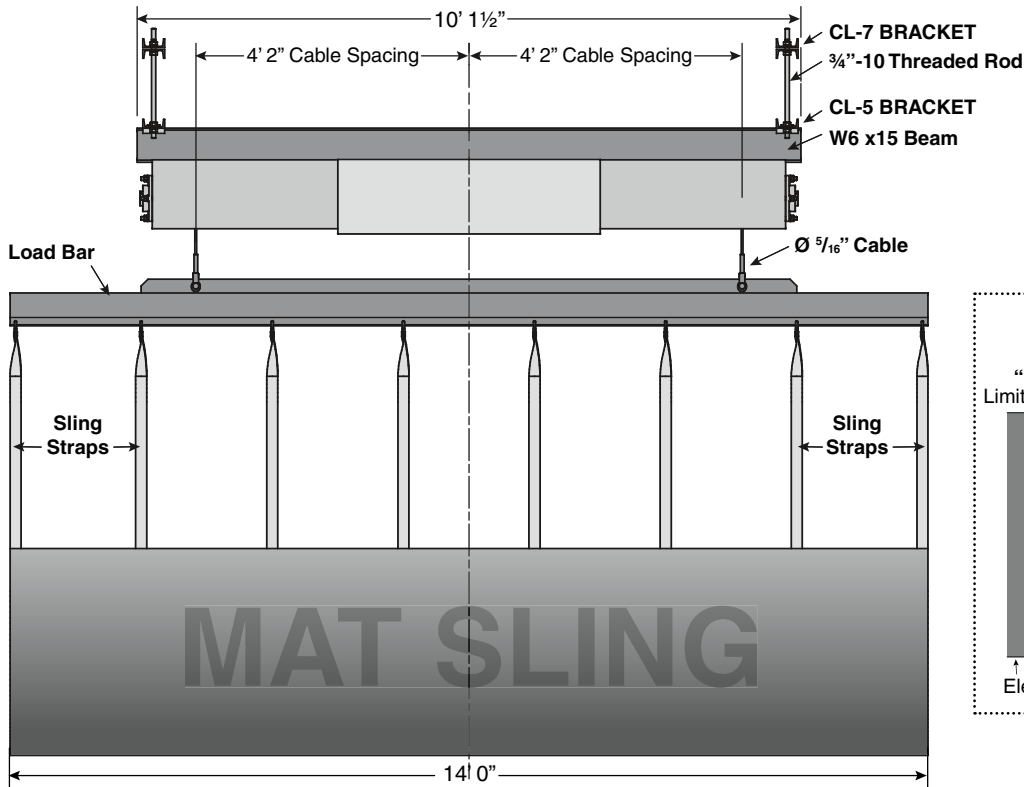


Mat Lifter Dimensions - End View

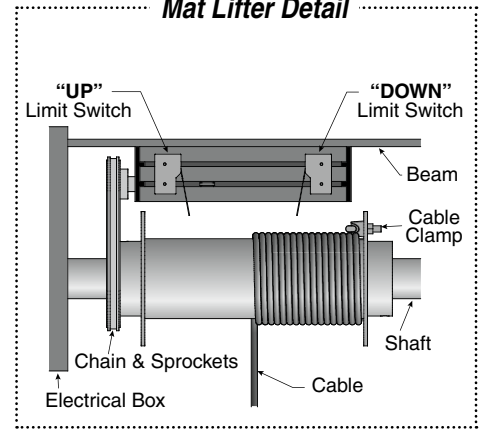


Mat Lifter Dimensions - Continued

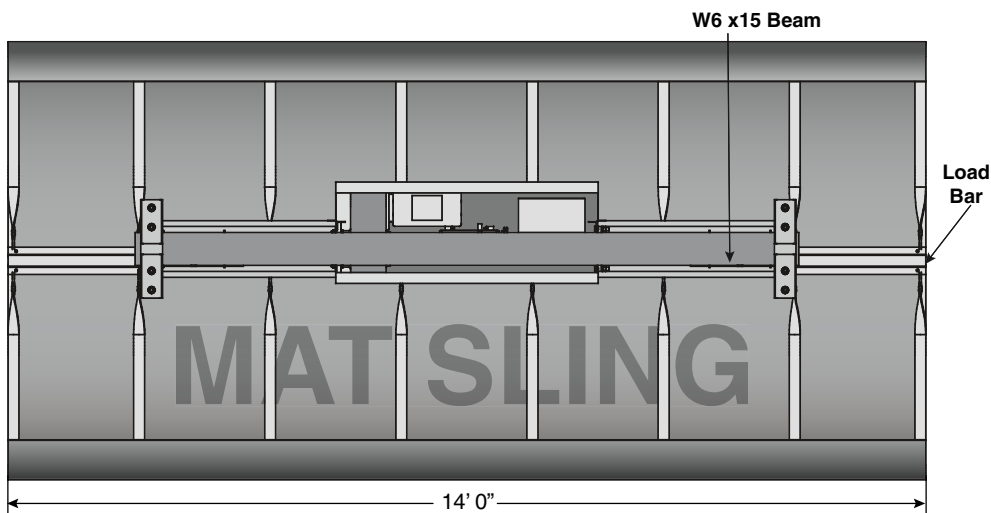
Side View



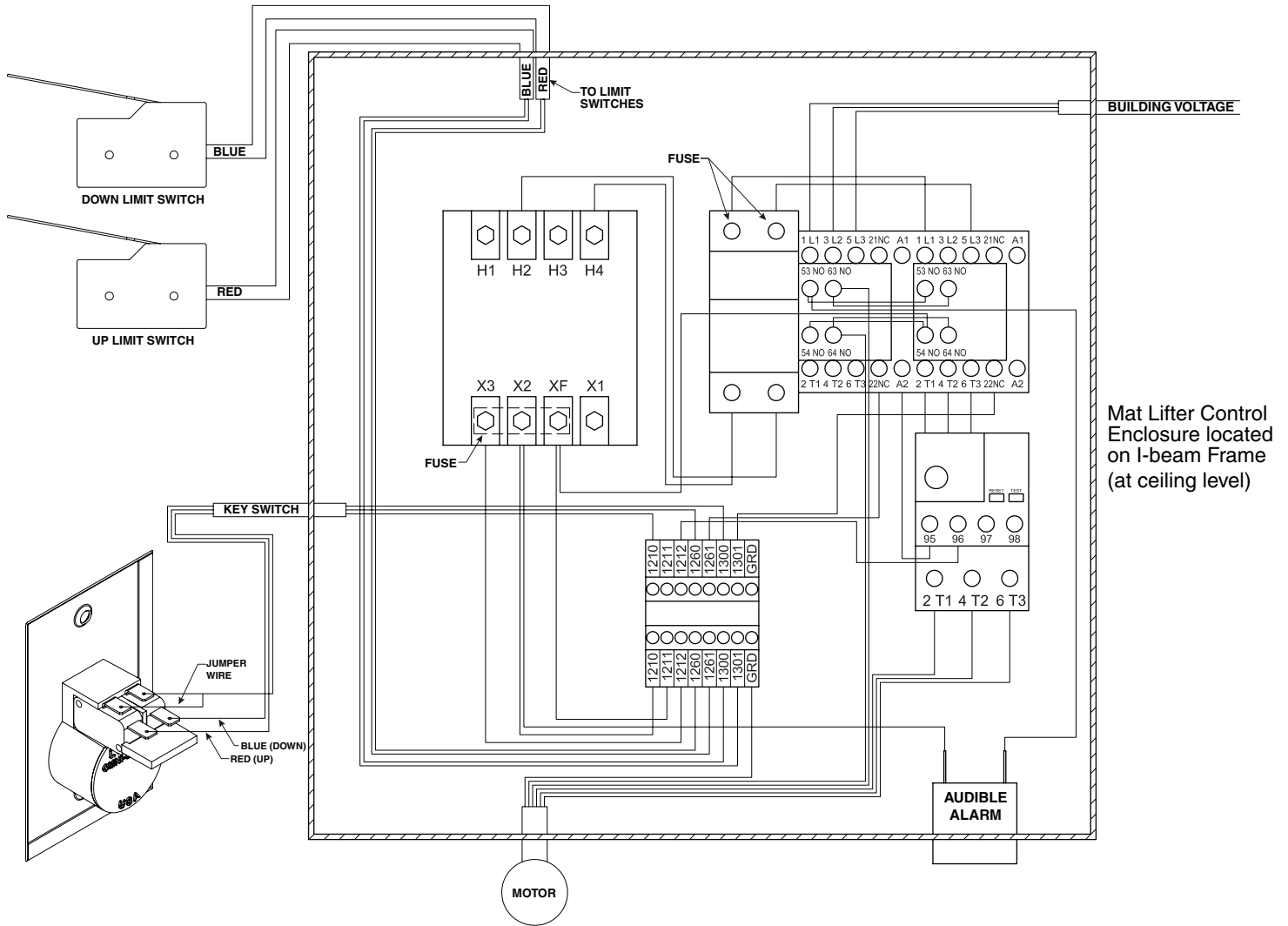
Mat Lifter Detail



Top View



Wiring Diagram



Wiring Notes

Danger: Before installing, removing, inspecting, or performing any maintenance on this unit, the mat lifter shall be de-energized.

Lock and tag in the de-energized position in accordance with ANSI Z244.1.

This unit shall be installed and wired in accordance with ANSI/NFPA 70, National Electrical Code, and all applicable Federal, State, and Local Codes.

Failure to read and comply with this and other warnings may result in serious bodily injury or death and/or property damage.